



DESCRIPTION:

Thermodynamic steam trap with inbuilt strainer in full stainless steel construction, best suited for header and main line drains and drip legs.

FEATURES:

Complete stainless steel construction ensures better mechanical and corrosion resistance properties.

The disc and seat are hardened by a special induction hardening process with seat harder than disc, to withstand continuous, prolonged operation.

Condensate entry below the disc, concentric to the disc / seat ensures a clean and parallel lift of the disc with reference to the seat, eliminating localized wear and tear.

The inbuilt strainer screen is of adequately large area.

Ideal for fluctuating loads and pressures.

Perfect shut-off, no steam loss.

SIZE : ½"

CONNECTIONS : Screwed (NPT)

LIMITING CONDITIONS:

PMA: Maximum allowable pressure	300 psig
TMA: Maximum allowable temperature	800°F
Maximum operating back pressure at the outlet should not exceed 80% of the inlet pressure.	
Minimum differential pressure for satisfactory operation	3.5 psi

INSTALLATION:

The trap will operate in any position but the preferred installation is in the horizontal plane with the disc cap on the top. Full port isolating valves should be installed upstream and downstream of the trap.



Always open isolation valves slowly until normal operating conditions are achieved to avoid system shocks.

MAINTENANCE

This trap can be maintained without disturbing the piping connections. Ensure that the trap is isolated - upstream and downstream - before attempting to dismantle it. **ALLOW THE TRAP TO COOL BEFORE DISMANTLING.**

For trouble-free performance, periodic cleaning of the disc, seat and strainer screen is recommended.

Do not use abrasive / corrosive media for cleaning.

Only the disc and seat are subject to wear.

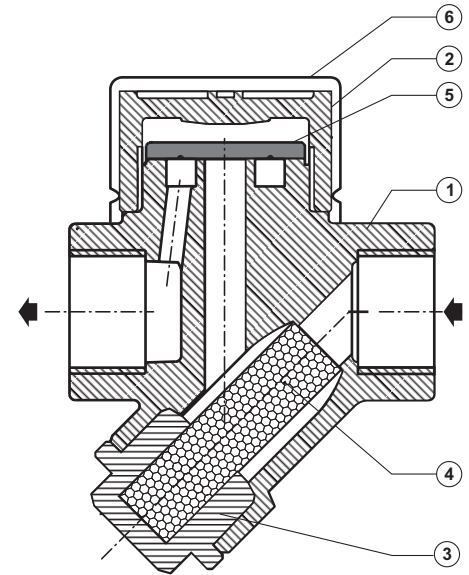
A worn disc can be replaced. Slight seat wear can often be corrected by resurfacing on a lap plate.

IMPORTANT

The trap should be installed as close as possible to the system drain point. For new installations, the system should be properly flushed prior to fitting the trap.

MATERIAL:

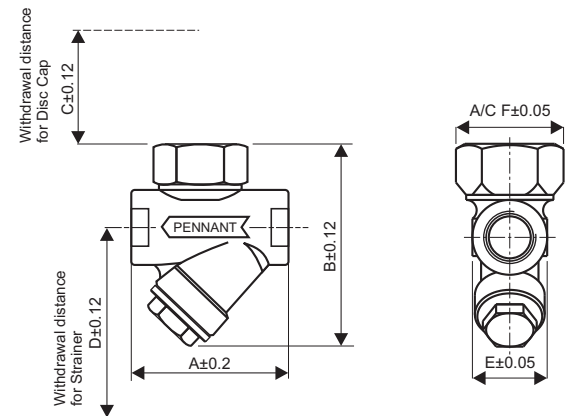
No.	PART	MATERIAL	QTY.(Nos.)
1	BODY (Seat Hardened)	ASTM A743 Gr CA 40 (Cast Equiv. AISI 420)	01
2	DISC CAP	ASTM A743 Gr CA 40 (Cast Equiv. AISI 420)	01
3	STRAINER CAP	ASTM A743 Gr CA 40 (Cast Equiv. AISI 420)	01
4	STRAINER SCREEN	AISI 304 Perforated Sheet	01
5	DISC (Hardened)	AISI 410	01
6*	ISOTUB	SS	01



*OPTIONAL FITTINGS

ISOTUB: An insulating cover reduces the effect of excessive heat loss resulting from low ambient temperatures, wind, rain, etc.

BLOW-OFF COCK: When the blow-off cock is opened, loose material collected in the strainer is purged.

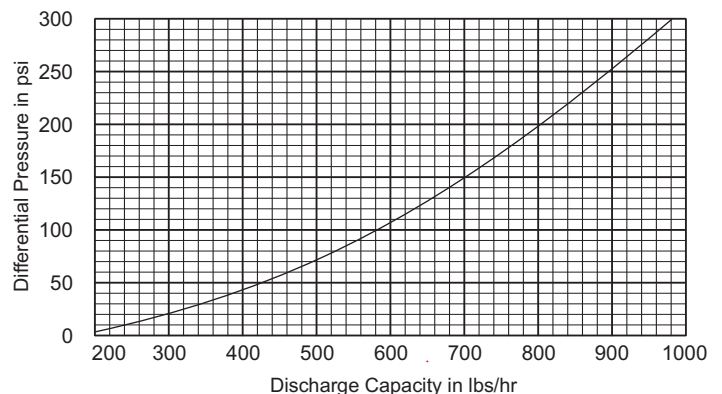


DIMENSIONS: (approx.) in inches

A	B	C	D	E	F	Wt. (lbs.)
2.35	3.30	1.18	3.15	1.5	1.65	1.1

AVAILABLE SPARES:

Disc, Strainer Screen (Packet of 5),
Blow-off Cock, Isotub.



Local regulations may restrict the use of this product below the conditions quoted. Limiting conditions refer to standard connections only. In the interest of development and improvement of the product, we reserve the right to change the specifications without prior notice.